

University of Colorado Denver

SPONSORED PROGRAM AND OTHER RESTRICTED FUND ACTIVITY

ANNUAL REPORT 2007-2008





UNIVERSITY OF COLORADO DENVER

TABLE OF CONTENTS

	DOWNTOWN CAMPUS	ANSCHUTZ MEDICAL CAMPUS
3 Table of Contents	8 Awards By Sponsor	18 Awards by Sponsor
4 Vice Chancellor’s Letter	9 Awards By Organizational Unit	19 Distribution Of Awards From The National Institutes Of Health
5 Awards by Sponsor	10 Awards By Function 8 Year Comparison	20 Awards By Organizational Unit
6 Expenditures by Sponsor	11 Expenditures By Sponsor	21 School Of Medicine Awards By Unit Over One Million
	12 Organizational Unit Expenditures Expenditures by Organizational Unit Over 1 Million	22 Awards By Function 10 Year Comparison
	13 Sponsored Project Expenditures By Cost Category	23 Expenditures By Sponsor
	14-15 Top Fifty Sponsored Program Awards	24 Organizational Unit Expenditures School of Medicine Unit Expenditures Over Four Million
	16 Applications and Proposals Submitted For Sponsored Program Funding 8 Year Comparison	25 Sponsored Project Expenditures by Cost Category
		26-27 Top Fifty Sponsored Program Awards
		28 Applications and Proposals Submitted For Sponsored Program Funding 10 Year Comparison
		29 End Notes

UNIVERSITY OF COLORADO DENVER

VICE CHANCELLOR'S LETTER

This Annual Report of Sponsored Program and other Restricted Fund Activity provides a comprehensive overview of the extraordinary success of research at the University of Colorado Denver during Fiscal Year 2008. The University of Colorado Denver (UCD) is a diverse teaching and learning community that creates, discovers and applies knowledge to improve the health and wellbeing of Colorado and beyond. This report highlights 2,207 projects that bring funding to the State of Colorado and have the potential to improve lives through research and education.

During Fiscal Year 2008, the number of UCD sponsored project awards increased 3% and were valued at \$372M; representing an approximate 2% increase in funding compared to the prior fiscal year. This is an extraordinary accomplishment given the continuous reduction in funding opportunities for our talented faculty. Of special note is the Colorado Clinical Translation Science Institute Program awarded to UCD in April 2008. This prestigious award will bring over \$76M to Colorado during the next five years and represents the collaboration of all UCD faculty from both campuses.

Final steps in the University of Colorado Denver consolidation process took place with the establishment of the Office of Research Development and Education and the movement of all sponsored program management to the Office of Grants and Contracts. Both offices are poised to provide strategic support to UCD faculty in the pursuit of extramural funding growth.

Within this report are lists of the top 50 funded projects for both UCD campuses. These lists represent only a snapshot of the extraordinary talent of the UCD faculty. I wish to congratulate our entire distinguished faculty for their continued efforts, talent and persistence in the advancement of science during very constrained times.



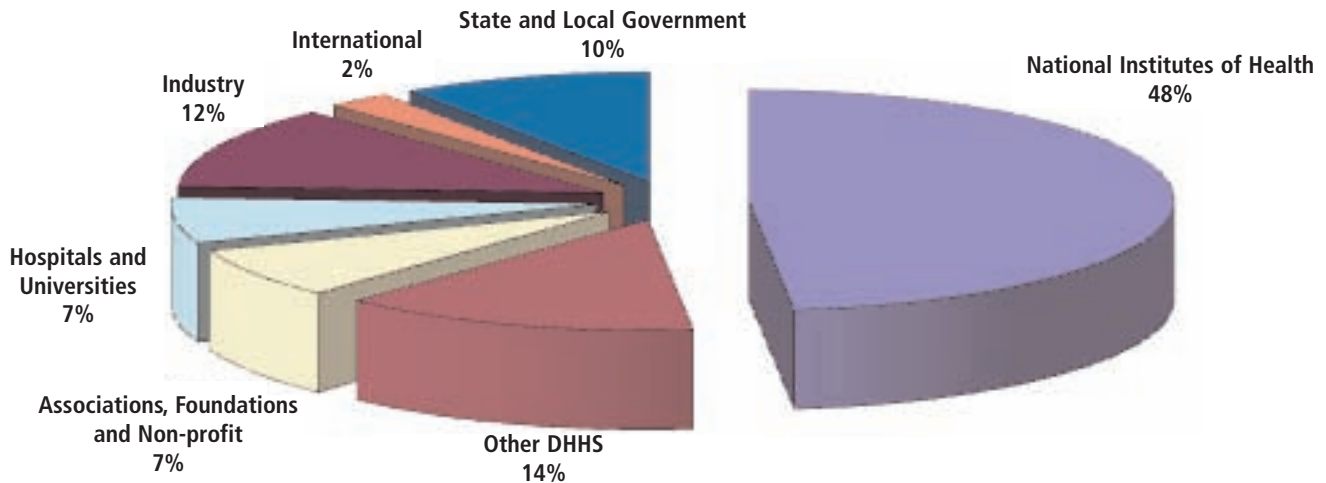
Richard Traystman, Ph.D.
Vice Chancellor for Research

UNIVERSITY OF COLORADO DENVER

AWARDS BY SPONSOR²

SPONSOR	NUMBER OF AWARDS	DIRECT COSTS	FACILITIES AND ADMINISTRATIVE COSTS	TOTAL COSTS
FEDERAL				
National Institutes of Health	582	\$ 132,866,706	\$ 46,581,081	\$ 179,447,787
Other DHHS	84	21,568,978	3,833,844	25,402,822
TOTAL DHHS	666	\$ 154,435,684	\$ 50,414,925	\$ 204,850,609
National Science Foundation	18	\$ 5,024,738	\$ 682,887	\$ 5,707,625
Department of Education	28	5,138,414	565,141	5,703,555
Department of Defense	26	2,401,489	684,241	3,085,730
Department of Labor	6	1,679,312	284,677	1,963,989
Department of Interior	1	8,255	1,445	9,700
Veterans Administration	64	5,346,243	-	5,346,243
Other Federal	34	3,048,819	412,678	3,461,497
TOTAL NON-DHHS	177	\$ 22,647,270	\$ 2,631,069	\$ 25,278,339
TOTAL FEDERAL	843	\$ 177,082,954	\$ 53,045,994	\$ 230,128,948
NON-FEDERAL				
Associations and Foundations	313	\$ 24,801,535	\$ 2,452,270	\$ 27,253,805
Hospitals and Universities	268	18,191,247	6,390,545	24,581,792
Industry	376	37,389,303	7,710,004	45,099,307
International	64	7,883,122	1,130,467	9,013,589
State and Local Government	163	31,066,479	4,379,370	35,445,849
TOTAL	1,184	\$ 119,331,686	\$ 22,062,656	\$ 141,394,342
GRAND TOTAL	2,027	\$ 296,414,640	\$ 75,108,650	\$ 371,523,290

FIGURE 1: AWARDS BY SPONSOR

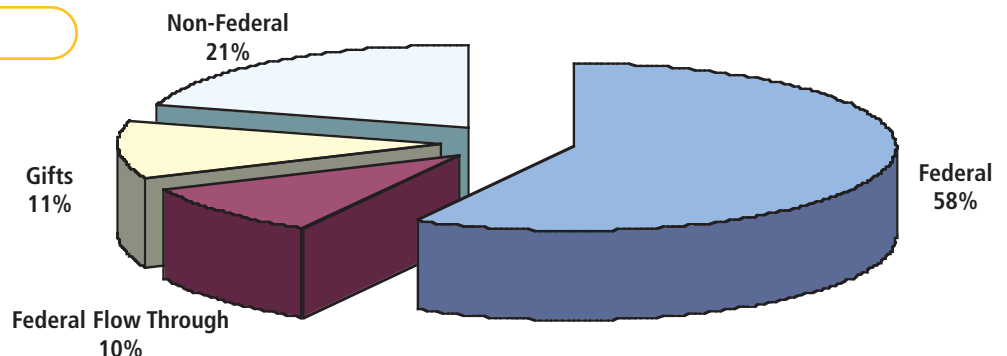


UNIVERSITY OF COLORADO DENVER

EXPENDITURES BY SPONSOR

SPONSOR	DIRECT COSTS	FACILITIES AND ADMINISTRATIVE COSTS	TOTAL COSTS
FEDERAL			
Department of Health and Human Services (DHHS)			
National Institutes of Health (NIH)	\$ 129,518,343	\$ 44,239,008	\$ 173,757,351
Other	23,528,293	4,310,183	27,838,476
TOTAL DHHS	\$ 153,046,636	\$ 48,549,191	\$ 201,595,827
FEDERAL OTHER THAN DHHS			
Department of Education	12,125,968	580,917	12,706,885
Veterans Administration	4,870,314	0	4,870,314
National Science Foundation	4,186,188	677,554	4,863,742
Department of Defense	2,057,364	707,463	2,764,827
Department of Labor	1,797,382	311,589	2,108,971
Department of Energy	756,920	111,111	868,031
Department of Justice	643,421	65,128	708,549
Other Federal	1,045,442	202,444	1,247,886
TOTAL NON-DHHS	\$ 27,482,999	\$ 2,656,206	\$ 30,139,205
FEDERAL FLOW THROUGH:¹			
Hospitals and Universities	15,470,229	4,893,877	20,364,106
Industry	8,389,639	2,469,081	10,858,720
State and Local Government	6,607,116	1,144,232	7,751,348
Associations and Foundations and Non-Profit	1,730,854	452,852	2,183,706
TOTAL FEDERAL FLOW-THROUGH	\$ 32,197,838	\$ 8,960,042	\$ 41,157,880
TOTAL FEDERAL	\$ 212,727,473	\$ 60,165,439	\$ 272,892,912
NON-FEDERAL:			
Gifts	44,544,992	0	44,544,992
State and Local	29,353,789	2,595,895	31,949,684
Associations and Foundations and Non-Profit	22,377,675	1,892,069	24,269,744
Industry	17,615,784	3,518,907	21,134,691
Hospitals and Universities	1,782,712	172,171	1,954,883
International	2,442,116	491,375	2,933,491
TOTAL NON-FEDERAL	\$ 118,117,068	\$ 8,670,417	\$ 126,787,485
GRAND TOTAL	\$ 330,844,541	\$ 68,835,856	\$ 399,680,397

FIGURE 2: EXPENDITURES BY SPONSOR



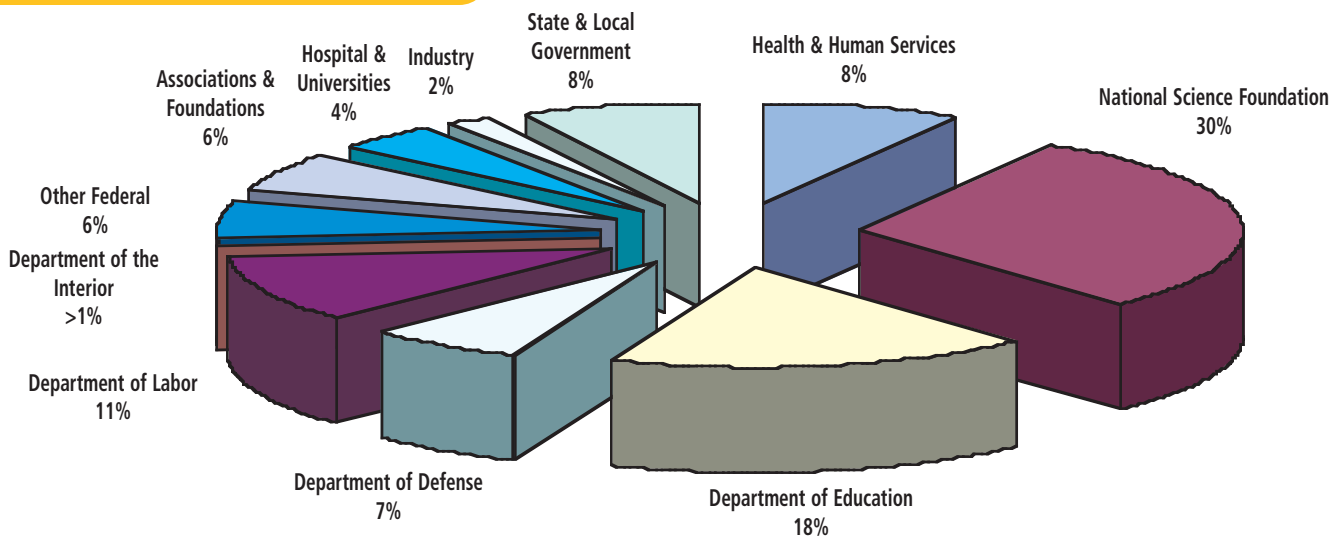
DOWNTOWN CAMPUS



DOWNTOWN CAMPUS AWARDS BY SPONSOR²

SPONSOR	NUMBER OF AWARDS	DIRECT COSTS	FACILITIES AND ADMINISTRATIVE COSTS	TOTAL COSTS
FEDERAL				
Department of Health and Human Services				
National Institutes of Health	12	\$ 946,079	\$ 301,268	\$ 1,247,347
Other DHHS	6	194,052	37,422	231,474
TOTAL DHHS	18	\$ 1,140,131	\$ 338,690	\$ 1,478,821
OTHER FEDERAL				
National Science Foundation	15	4,790,360	561,945	\$ 5,352,305
Department of Education	22	2,941,286	285,054	3,226,340
Department of Defense	6	1,022,201	190,035	1,212,236
Department of Labor	6	1,679,312	284,677	1,963,989
Department of the Interior	1	8,255	1,445	9,700
Other Federal	26	895,157	153,872	1,049,029
TOTAL NON-DHHS	76	\$ 11,336,571	\$ 1,477,028	\$ 12,813,599
TOTAL FEDERAL	94	\$ 12,476,702	\$ 1,815,718	\$ 14,292,420
NON-FEDERAL				
Associations, Foundations	27	1,084,485	71,296	1,155,781
Hospitals and Universities	6	668,229	114,024	782,253
Industry	6	263,182	85,340	348,522
International	0	-	-	-
State and Local Government	23	1,249,659	108,272	1,357,931
TOTAL	62	\$ 3,265,555	\$ 378,932	\$ 3,644,487
GRAND TOTAL	156	\$ 15,742,257	\$ 2,194,650	\$ 17,936,907

FIGURE 3: AWARDS BY SPONSOR

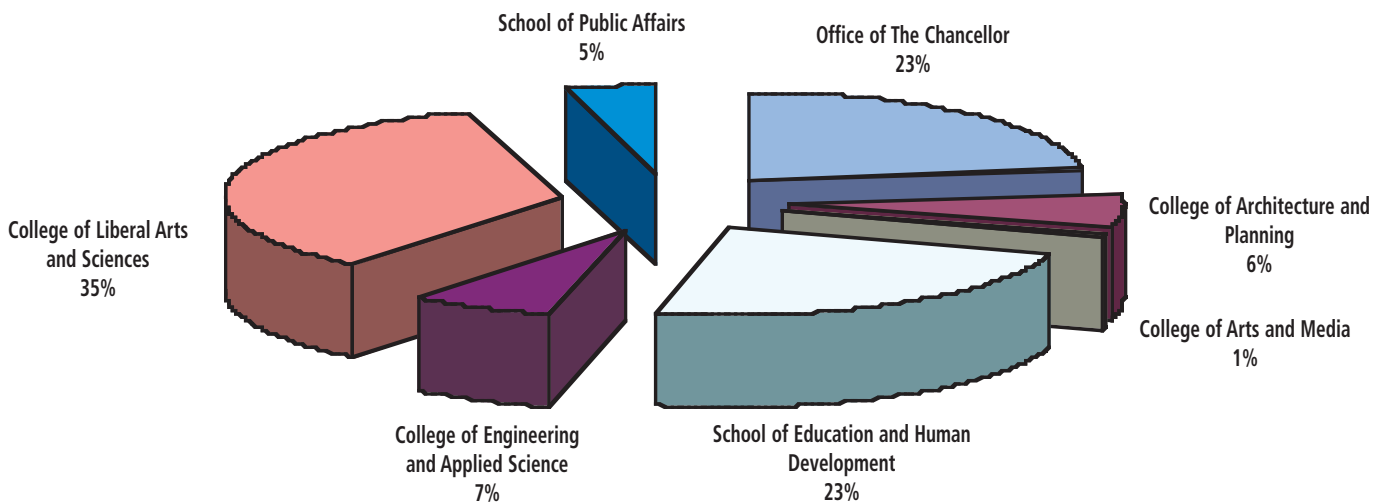


DOWNTOWN CAMPUS

AWARDS BY ORGANIZATIONAL UNIT

ORGANIZATIONAL UNIT	DIRECT COSTS	FACILITIES AND ADMINISTRATIVE COSTS	TOTAL COSTS
Office of The Chancellor and Vice Chancellors	\$ 3,624,094	\$ 518,847	\$ 4,142,941
College of Architecture and Planning	1,014,191	98,973	1,113,164
College of Arts and Media	148,084	-	148,084
School of Education and Human Development	3,750,727	439,557	4,190,284
College of Engineering and Applied Science	1,126,695	124,316	1,251,011
College of Liberal Arts and Sciences	5,415,361	860,645	6,276,006
School of Public Affairs	663,105	152,312	815,417
GRAND TOTAL	\$ 15,742,257	\$ 2,194,650	\$ 17,936,907

FIGURE 4: PERCENTAGE OF AWARDS BY ORGANIZATIONAL UNIT

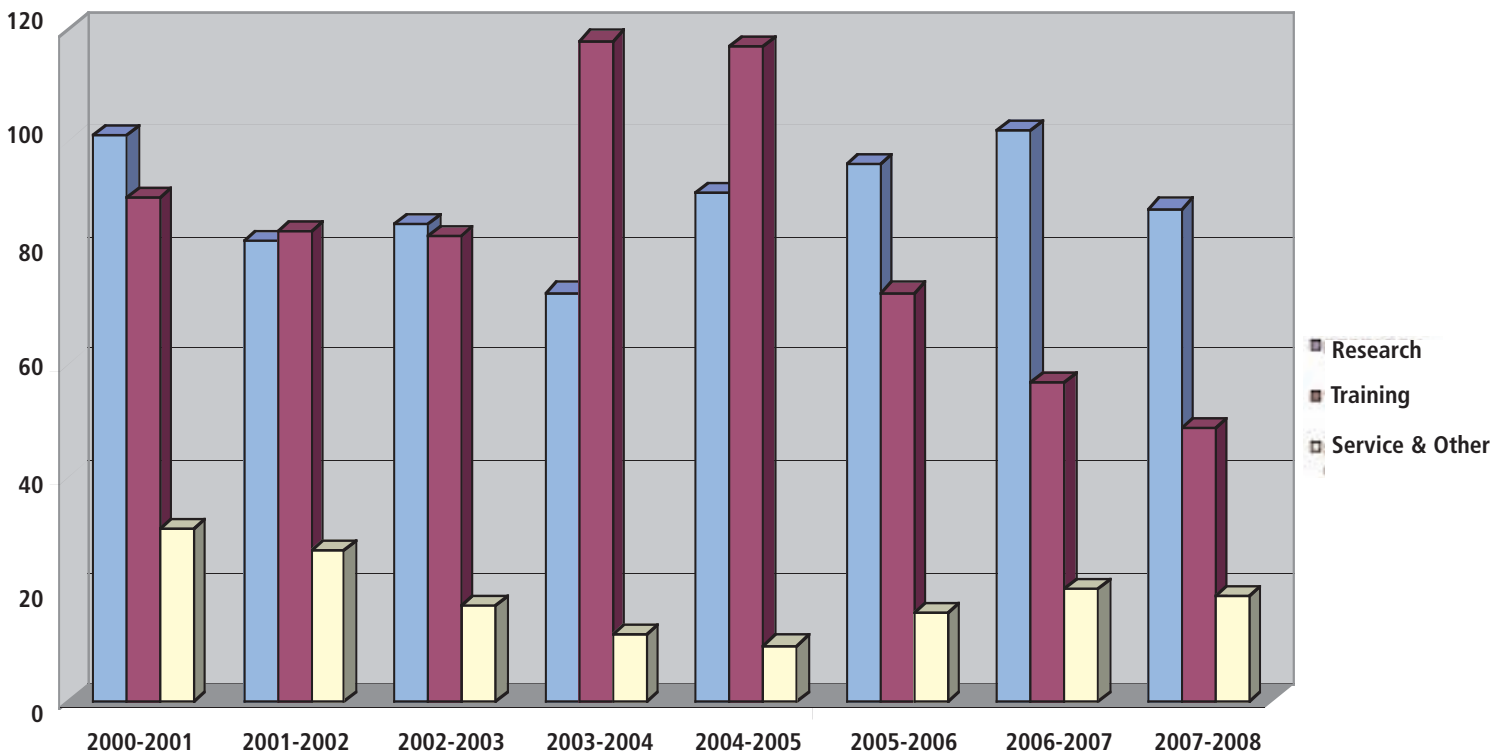


DOWNTOWN CAMPUS

AWARDS BY FUNCTION 8 YEAR COMPARISON

FISCAL YEAR	TOTAL		RESEARCH		TRAINING		SERVICE AND OTHER	
	NUMBER	AMOUNT	NUMBER	AMOUNT	NUMBER	AMOUNT	NUMBER	AMOUNT
2000-2001	222	\$16,676,174	101	\$5,008,082	90	\$9,539,061	31	\$2,129,031
2001-2002	193	20,315,431	82	6,754,625	84	12,298,249	27	1,262,557
2002-2003	185	19,105,015	85	6,370,014	83	11,179,431	17	1,555,570
2003-2004	203	22,925,975	73	6,090,440	118	16,445,786	12	389,749
2004-2005	218	18,564,892	91	5,619,600	117	11,057,921	10	1,887,371
2005-2006	185	23,478,096	96	8,004,338	73	13,110,526	16	2,363,232
2006-2007	179	19,810,388	102	7,549,317	57	10,476,827	20	1,784,244
2007-2008	156	17,936,906	88	6,662,330	49	10,279,535	19	995,041

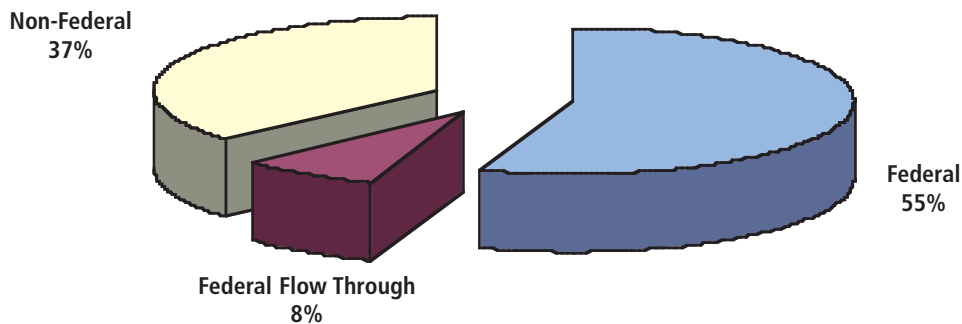
FIGURE 5: AWARDS BY FUNCTION - 8 YEAR COMPARISON



DOWNTOWN CAMPUS EXPENDITURES BY SPONSOR

	DIRECT COSTS	FACILITIES AND ADMINISTRATIVE COSTS	TOTAL COSTS
FEDERAL			
Department of Education	\$ 9,640,453	\$ 335,335	\$ 9,975,788
National Science Foundation	3,724,272	495,251	4,219,523
Department of Labor	1,797,382	311,589	2,108,971
Department of Health and Human Services	1,174,797	416,091	1,590,888
Department of Defense	756,812	71,345	828,157
Department of Energy	515,636	115,598	631,234
Other Federal	1,045,804	125,755	1,171,559
TOTAL	\$ 18,655,156	\$ 1,870,964	\$ 20,526,120
FEDERAL FLOW-THROUGH¹			
Hospitals and Universities	\$ 1,297,257	219,195	1,516,452
Associations and Foundations	316,117	59,679	375,796
State and Local Government	688,798	95,128	783,926
Industry	265,203	35,398	300,601
TOTAL FEDERAL FLOW-THROUGH	\$ 2,567,375	\$ 409,400	\$ 2,976,775
TOTAL FEDERAL	\$ 21,222,531	\$ 2,280,364	\$ 23,502,895
NON-FEDERAL			
State and Local Government	\$ 8,213,420	\$ 235,158	\$ 8,448,578
Gifts From All Donors ³	3,443,287	0	3,443,287
Associations and Foundations & Non-Profit	997,020	37,223	1,034,243
Hospitals and Universities	292,503	4,844	297,347
Industry	270,060	78,513	348,573
International	30,015	12,455	42,470
TOTAL NON-FEDERAL	\$ 13,246,305	\$ 368,193	\$ 13,614,498
GRAND TOTAL	\$ 34,468,836	\$ 2,648,557	\$ 37,117,393

FIGURE 6: EXPENDITURES BY SPONSOR



DOWNTOWN CAMPUS ORGANIZATIONAL UNIT EXPENDITURES

ORGANIZATIONAL UNIT	DIRECT COSTS	FACILITIES AND ADMINISTRATIVE COSTS	OTHER RESTRICTED DIRECT COSTS	TOTAL COSTS
Office of The Chancellor and Vice Chancellors	\$ 18,834,291	\$ 939,670	\$ 828,678	\$ 20,602,639
College of Liberal Arts and Sciences	5,032,027	878,887	258,781	6,169,695
School of Education and Human Development	3,581,330	412,738	23,620	4,017,688
School of Public Affairs	1,399,726	129,760	716,048	2,245,534
College of Engineering and Applied Science	1,056,746	211,963	232,055	1,500,764
College of Architecture and Planning	984,129	74,052	241,433	1,299,614
Business School	7,467	0	738,568	746,035
College of Arts and Media	129,833	1,487	404,104	535,424
GRAND TOTAL	\$ 31,025,549	\$ 2,648,557	\$ 3,443,287	\$ 37,117,393

DOWNTOWN CAMPUS EXPENDITURES BY ORGANIZATIONAL UNIT OVER 1 MILLION

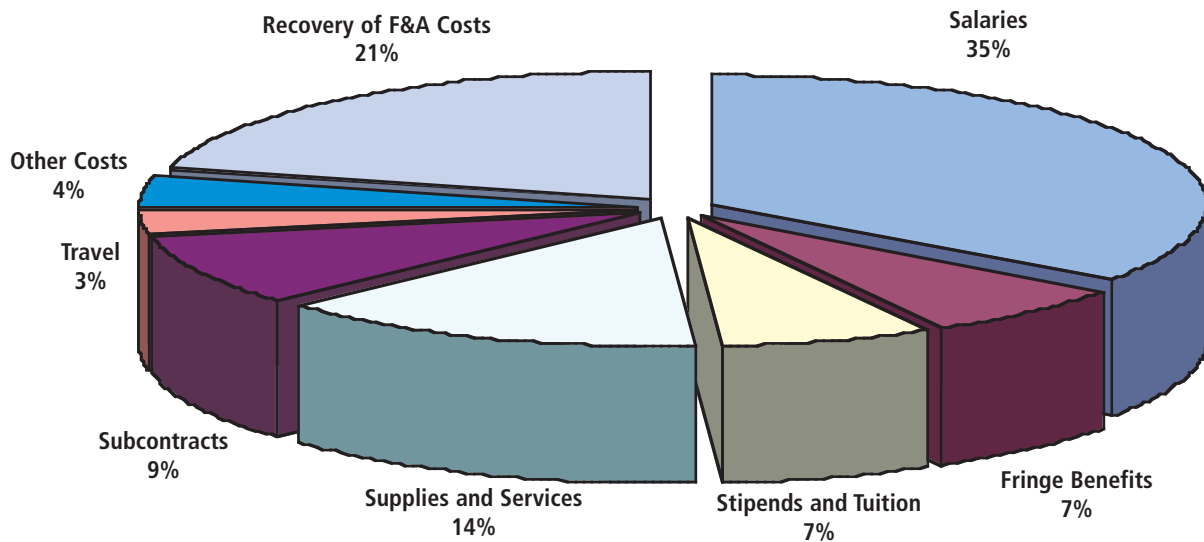
ORGANIZATIONAL UNIT	DIRECT COSTS	FACILITIES AND ADMINISTRATIVE COSTS	OTHER RESTRICTED DIRECT COSTS	TOTAL COSTS
Office of The Chancellor and Vice Chancellors	\$ 18,834,291	\$ 939,670	\$ 828,678	\$ 20,602,639
College of Liberal Arts and Sciences	5,032,027	878,887	258,781	6,169,695
School of Education and Human Development	3,581,330	412,738	23,620	4,017,688
School of Public Affairs	1,399,726	129,760	716,048	2,245,534
College of Engineering and Applied Science	1,056,746	211,963	232,055	1,500,764
College of Architecture and Planning	984,129	74,052	241,433	1,299,614
TOTAL EXPENDITURES OVER ONE MILLION	\$ 30,888,249	\$ 2,647,070	\$ 2,300,615	\$ 35,835,934

DOWNTOWN CAMPUS

SPONSORED PROJECT EXPENDITURES BY COST CATEGORY

COST CATEGORY	TOTAL	PERCENT	FEDERAL	FEDERAL FLOW THROUGH	NON FEDERAL
Salaries	\$ 7,687,238	35%	\$ 3,933,727	\$ 1,478,800	\$ 2,274,711
Fringe Benefits	1,531,174	7%	795,112	322,871	413,191
Stipends and Tuition	1,567,285	7%	1,311,735	182,642	72,908
Supplies and Services	3,064,489	14%	1,924,984	435,559	703,946
Subcontracts	1,885,332	9%	1,716,180	10,587	158,565
Travel	761,873	3%	557,492	84,985	119,396
Other Costs	789,308	4%	727,089	51,931	10,288
F & A Costs	4,656,221	21%	1,720,654	2,567,375	368,193
TOTAL	\$ 21,942,921	100%	\$ 12,686,973	\$ 5,134,750	\$ 4,121,198

FIGURE 7: SPONSORED PROJECT EXPENDITURES BY COST CATEGORY



DOWNTOWN CAMPUS

TOP FIFTY SPONSORED PROGRAM AWARDS

PI	PROJECT TITLE	SPONSOR	AWARD
Doris Kimbrough	Rocky Mountain Middle School Math and Science Partnership: 15 Months to Highly Qualified	National Science Foundation	\$ 2,712,299
Vaune Shelbourn	National Veterans' Training Institute	U.S. Department of Labor	\$ 662,676
Vaune Shelbourn	National Veterans' Training Institute	U.S. Department of Labor	\$ 605,813
Vaune Shelbourn	Pre-Separation Training	U. S. Navy	\$ 605,172
Anuradha Ramaswami	IGERT: Sustainable Urban Infrastructure - Integrating Engineering, Planning, Policy, Health and Human Behavior Perspective	National Science Foundation	\$ 599,567
Michael Jacobson	GK-12: Transforming Experiences: Interdisciplinary Teams of GK-12 Fellows Linking Teacher Professional Development, Middle School Implementation and International Collaboration	National Science Foundation	\$ 558,857
Barbara Smith	Comparison of Two Comprehensive Treatment Models for Preschool-Aged Children with Autism and Their Families	US Department of Education (through University of North Carolina) U.S. Department of Health and Human Services	\$ 543,614
Vaune Shelbourn	National Veterans' Training Institute	U.S. Department of Labor	\$ 487,500
Brad Stith	MRI: Acquisition of a Nanoflow Hybrid Triple Quadrupole/Linear Trap Mass Spectrometer System for Three Diverse Institutions	National Science Foundation	\$ 469,227
Vaune Shelbourn	Transition Assistance/Employment and Personal Financial Management Training Support Services	U.S. Air Force	\$ 429,149
Phillip Strain	Evidence-Based Interventions for Severe Behavior Problems	US Department of Education (through University of South Florida)	\$ 395,000
Manuel Serapio	Center for International Business Education	U.S. Department of Education	\$ 346,000
Ritu Chopra	Transition of Paraprofessionals to Special Education Teachers through Alternative Licensure Program (TOP-SET*ALP)	US Department of Education	\$ 310,667
Jon Schler	2008 Rural Assistance Program	Colorado Department of Local Affairs	\$ 276,067
Mark Clarke	ELA Leadership Academies for Secondary Teachers	US Department of Education	\$ 273,442
Barbara Smith	Technical Assistance Center for Evidence-Based Practices to Improve the Social-Emotional Development of Young Children with or at Risk of Disabilities (TACSEI)	U.S. Department of Education (through University of South Florida)	\$ 259,000
Frank Sanchez	Denver Transfer Initiative	U.S. Department of Education (through Community College of Denver)	\$ 251,135
Richard Miech	The Growing Disparity in Illegal Drug Use Across Socioeconomic Strata	National Institutes of Health (DIA)	\$ 249,364
Larry Armenta	Upward Bound Project POWER UP	US Department of Education	\$ 249,037
Mark Clarke	Professional Development Academies for Teachers of Immigrant Students	US Department of Education	\$ 244,910
Julee Herdt	Recycling Solid Waste into High-Performance Environmental, Insulated Panels	Colorado Department of Public Health and Environment	\$ 240,245
Eric Benotsch	Online Adaptation of HIV Risk-Reduction Interventions	National Institutes of Health (NIMH)	\$ 237,614
Peggy Lore	Student Support Services Program	U.S. Department of Education	\$ 221,814
Brad Stith	Role of Phosphatidic Acid in the Sperm Acrosome Reaction	National Institute of Child Health and Human Development	\$ 214,500
Jan Mandel	Multilevel Iterative Substructuring	National Science Foundation	\$ 209,965
Peggy Cuciti	Indian Housing Block Grant Formula Maintenance	U.S. Department of Housing and Urban Development (through FirstPic)	\$ 200,000

DOWNTOWN CAMPUS

TOP FIFTY SPONSORED PROGRAM AWARDS

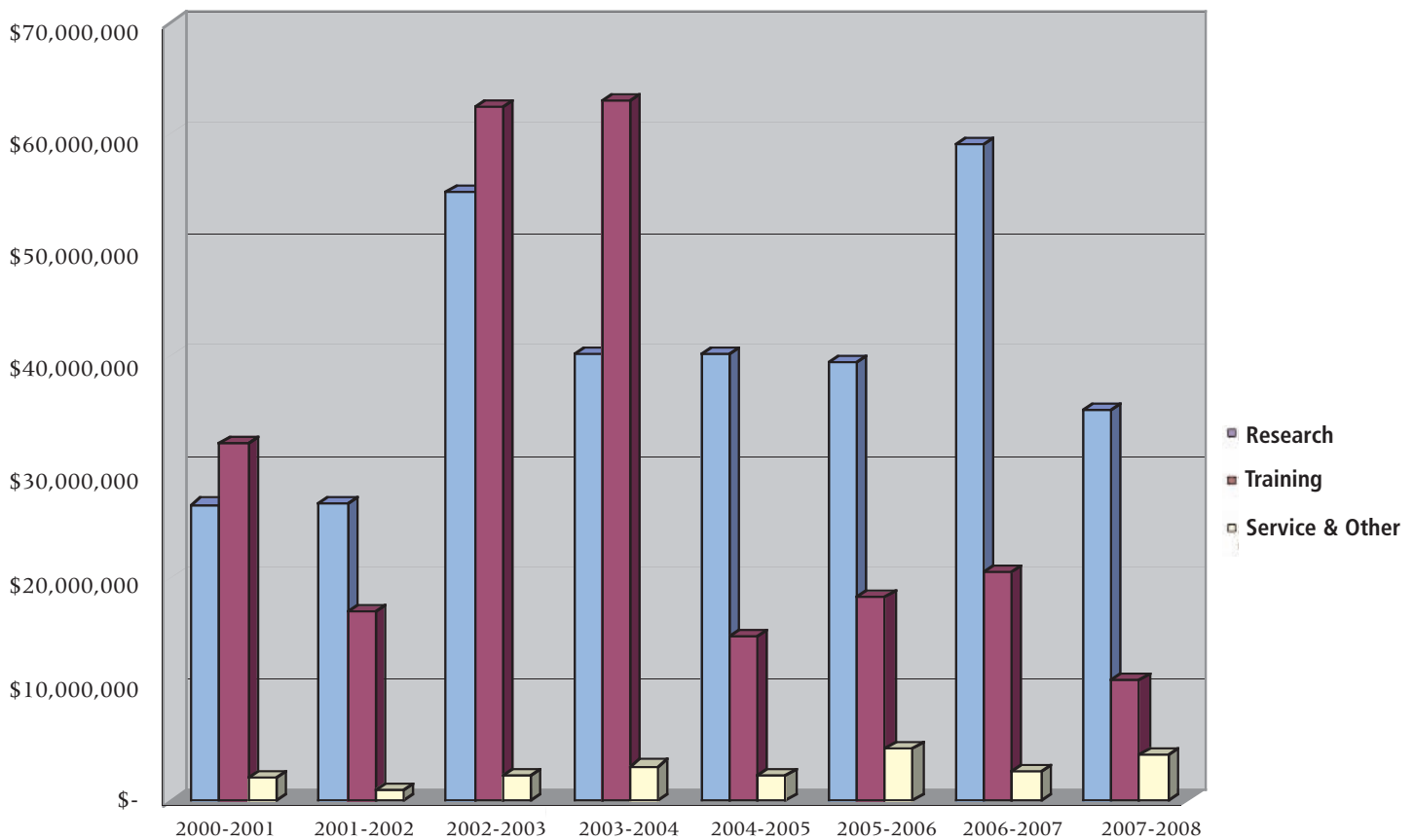
PI	PROJECT TITLE	SPONSOR	AWARD
Maria Ruiz-Primo	Undergraduate Science Course Innovations and Their Impact on Student Learning	National Science Foundation	\$ 196,567
Eric Benotsch	HIV Risk Behavior in Men Engaged in Recreational Travel	National Institutes of Health	\$ 181,032
Peter Kaplan	Learning in Infants of Chronically Depressed Mothers	National Institute of Child Health and Human Development	\$ 169,415
Robert Munoz	Latino Statewide Tobacco and Education Prevention Network (LSTPEN)	Colorado Department of Public Health and Environment	\$ 163,675
Joseph Ortega	CAA: An Investigation of Biophysical Variables and Metabolism in Wild Type and Mutant Sporangiophores of <i>Phycomyces Blakesleeanus</i>	National Science Foundation	\$ 155,200
Barbara Smith	Center on the Social and Emotional Foundations for Early Learning	U.S. Department of Health and Human Services (through Vanderbilt University)	\$ 150,000
Nancy Sanders	National Center for Audio/Video Forensics	U.S. Department of Justice	\$ 148,084
Vaune Shelbourn	VETS 2007 Competitive Grantee Training Conference	US Department of Labor (through Premier Consultants International, Inc.)	\$ 145,000
Ritu Chopra	Project TOP Teachers* LDE - Transition of Paraeducators to Teachers of Linguistically Diverse Education	Colorado Commission on Higher Education	\$ 142,000
Paul Teske	WIRED	U.S. Department of Labor through Metro Denver Economic Development Council	\$ 135,000
Brian Muller	Development of Tools and Protocols to Support Transportation Planning on Federal Lands	Wyss Foundation	\$ 122,000
Ritu Chopra	Transition of Paraeducators to Special Education Teaching (TOP-SET) Part 1	Colorado Department of Education	\$ 119,615
Paul Teske	Density of Choice	Bill and Melinda Gates Foundation (through University of Washington)	\$ 119,144
Karen Koellner	Toward a Scalable Model of Mathematics Professional Development: A Field Study of Preparing Facilitators to Implement the Problem-Solving Cycle	National Science Foundation (through University of Colorado at Boulder)	\$ 111,121
Randy Sinisi	North Central Association School Accreditation Project	North Central Association	\$ 107,763
Julie O'Brian	Colorado Consortium for Data Driven Decisions (C2D3): Direction and Management	U.S. Dept of Ed (through CO Dept of Ed thru Centennial Board of Coop Educational Services)	\$ 102,490
Michael Marlow	Viewers Cut: Self-Directed and Collaborative Science Learning in the Context of Creating Video Documentaries (STEPS)	National Science Foundation (through Space Science Institute)	\$ 100,000
Jan Mandel	CSR-CSI: Collaborative Research: Dynamic Sensor/Computation Network for Wildfire Management	National Science Foundation	\$ 99,999
Andrew Knyazev	Analysis of Microarray Gene Expression Data	National Science Foundation	\$ 99,973
Wanda Blanchett	Achieving Special Education Equity through Diversity (A SEED)	U.S. Department of Education	\$ 99,800
Michael Greene	Breaking the Code of Nestmate Social Recognition Cues of the Pest Ant <i>Tetramorium Caespitum</i>	US Department of Agriculture	\$ 99,800
Wanda Blanchett	Achieving Special Education Equity through Diversity (A SEED)	US Department of Education	\$ 99,602
Paula Espinoza	Developing a Navigation System for Latinos with Lung or Head-and-Neck Cancer	National Institutes of Health	\$ 84,249
Paul Teske	Colorado STEM Center Grant	National Governor's Association	\$ 84,000

DOWNTOWN CAMPUS

APPLICATIONS AND PROPOSALS SUBMITTED FOR SPONSORED PROGRAM FUNDING 8 YEAR COMPARISON

FISCAL YEAR	TOTAL		RESEARCH		TRAINING		SERVICE AND OTHER	
	NUMBER	AMOUNT	NUMBER	AMOUNT	NUMBER	AMOUNT	NUMBER	AMOUNT
2000-2001	197	\$61,026,761	122	\$26,700,384	52	\$32,230,979	23	\$2,095,398
2001-2002	197	44,932,871	124	26,870,838	54	17,036,922	19	1,025,111
2002-2003	206	119,763,445	134	54,870,948	52	62,520,799	20	2,371,698
2003-2004	267	106,439,035	132	40,248,366	107	63,036,938	28	3,153,731
2004-2005	220	57,522,135	136	40,277,350	71	14,869,964	13	2,374,821
2005-2006	228	62,479,866	156	39,498,997	56	18,332,759	16	4,648,110
2006-2007	231	82,397,849	168	59,175,443	46	20,625,449	17	2,596,957
2007-2008	202	50,357,673	136	35,240,138	36	10,971,327	30	4,146,208

FIGURE 8: DOLLAR OF SUBMITTED PROPOSALS 8 YEAR COMPARISON



ANSCHUTZ MEDICAL CAMPUS

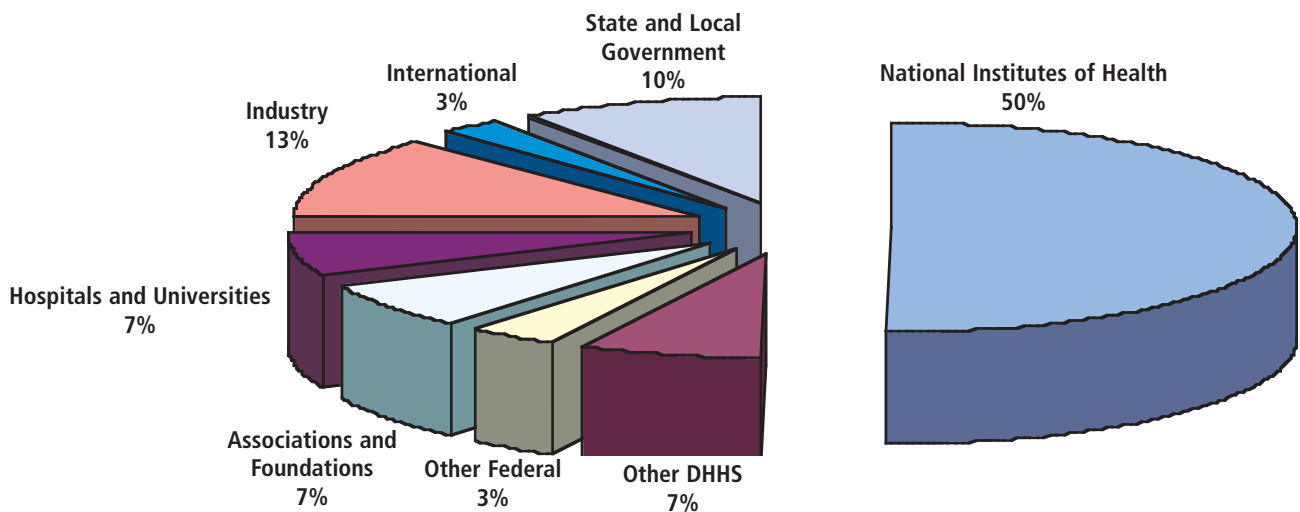


ANSCHUTZ MEDICAL CAMPUS

AWARDS BY SPONSOR

SPONSOR	NUMBER OF AWARDS	DIRECT COSTS	FACILITIES AND ADMINISTRATIVE COSTS	TOTAL COSTS
FEDERAL				
National Institutes of Health	570	\$ 131,920,627	\$ 46,279,813	\$ 178,200,440
Other DHHS	78	21,374,926	3,796,422	25,171,348
TOTAL DHHS	648	\$ 153,295,553	\$ 50,076,235	\$ 203,371,788
National Science Foundation	3	\$ 234,378	120,942	355,320
Department of Education	6	2,197,128	280,087	2,477,215
Department of Defense	20	1,379,288	494,206	1,873,494
Veterans Administration	64	5,346,243	-	5,346,243
Other Federal	8	2,153,662	258,806	2,412,468
TOTAL NON-DHHS	101	\$ 11,310,699	\$ 1,154,041	\$ 12,464,740
TOTAL FEDERAL	749	\$ 164,606,252	\$ 51,230,276	\$ 215,836,528
NON-FEDERAL				
Associations and Foundations	286	\$ 23,717,050	\$ 2,380,974	\$ 26,098,024
Hospitals and Universities	262	17,523,018	6,276,521	23,799,539
Industry	370	37,126,121	7,624,664	44,750,785
International	64	7,883,122	1,130,467	9,013,589
State and Local Government	140	29,816,820	4,271,098	34,087,918
TOTAL NON-FEDERAL	1122	\$ 116,066,131	\$ 21,683,724	\$ 137,749,855
GRAND TOTAL	1871	\$ 280,672,383	\$ 72,914,000	\$ 353,586,383

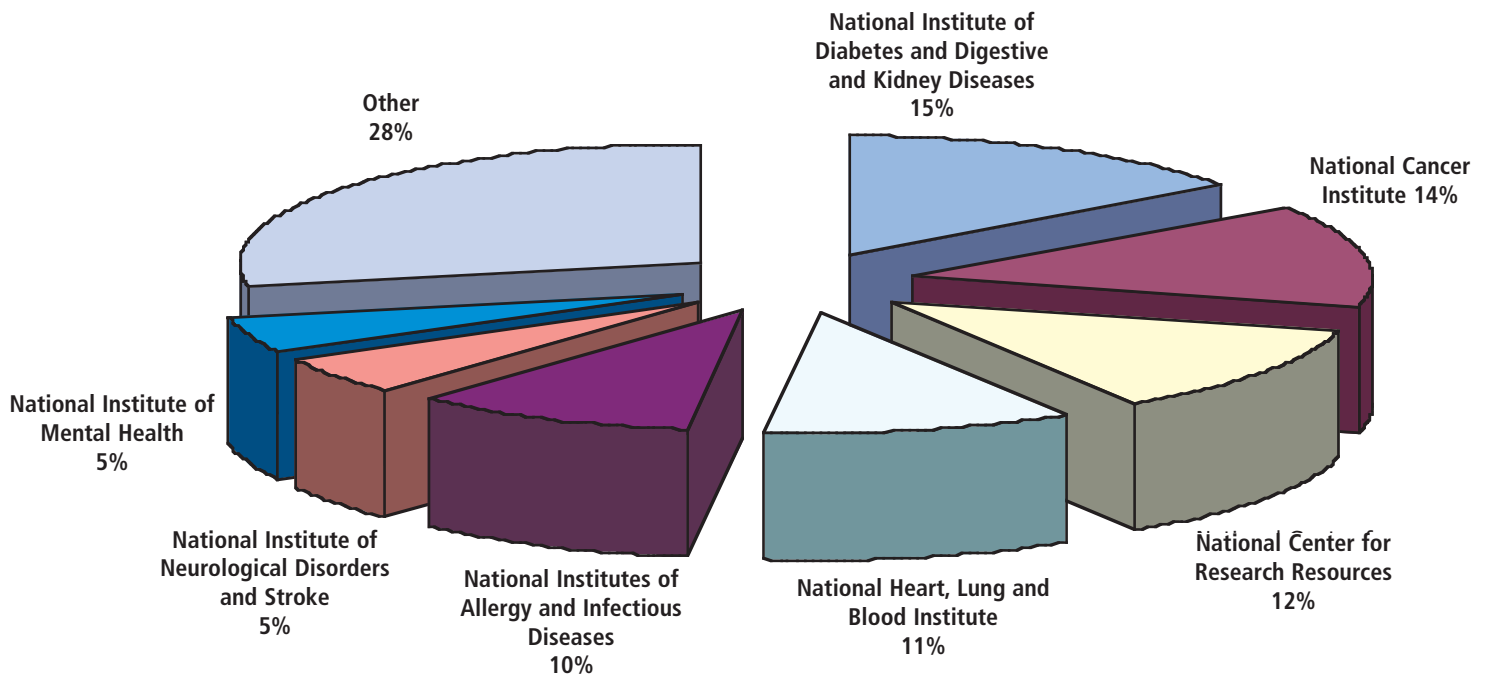
FIGURE 9: AWARDS BY SPONSOR



ANSCHUTZ MEDICAL CAMPUS

DISTRIBUTION OF AWARDS FROM THE NATIONAL INSTITUTES OF HEALTH

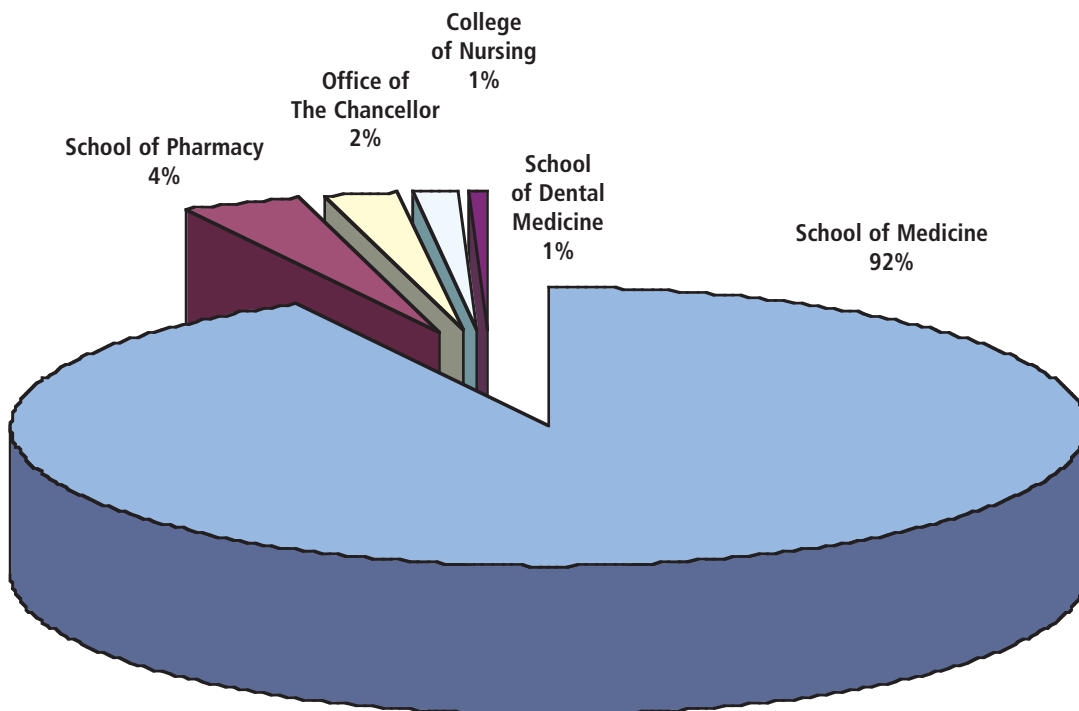
FIGURE 10: DISTRIBUTION OF AWARDS FROM THE NATIONAL INSTITUTES OF HEALTH



ANSCHUTZ MEDICAL CAMPUS AWARDS BY ORGANIZATIONAL UNIT

ORGANIZATIONAL UNIT	DIRECT COSTS	FACILITIES AND ADMINISTRATIVE COSTS	TOTAL COSTS
School of Medicine	\$ 258,647,337	\$ 67,706,387	\$ 326,353,724
School of Pharmacy	9,395,558	3,301,516	12,697,074
Office of the Chancellor	7,659,033	371,609	8,030,642
School of Dentistry	3,048,650	1,346,390	4,395,040
School of Nursing	1,921,805	188,098	2,109,903
GRAND TOTALS	\$ 280,672,383	\$ 72,914,000	\$ 353,586,383

FIGURE 11: PERCENTAGE OF AWARDS BY ORGANIZATIONAL UNIT



ANSCHUTZ MEDICAL CAMPUS

SCHOOL OF MEDICINE AWARDS BY UNIT OVER ONE MILLION

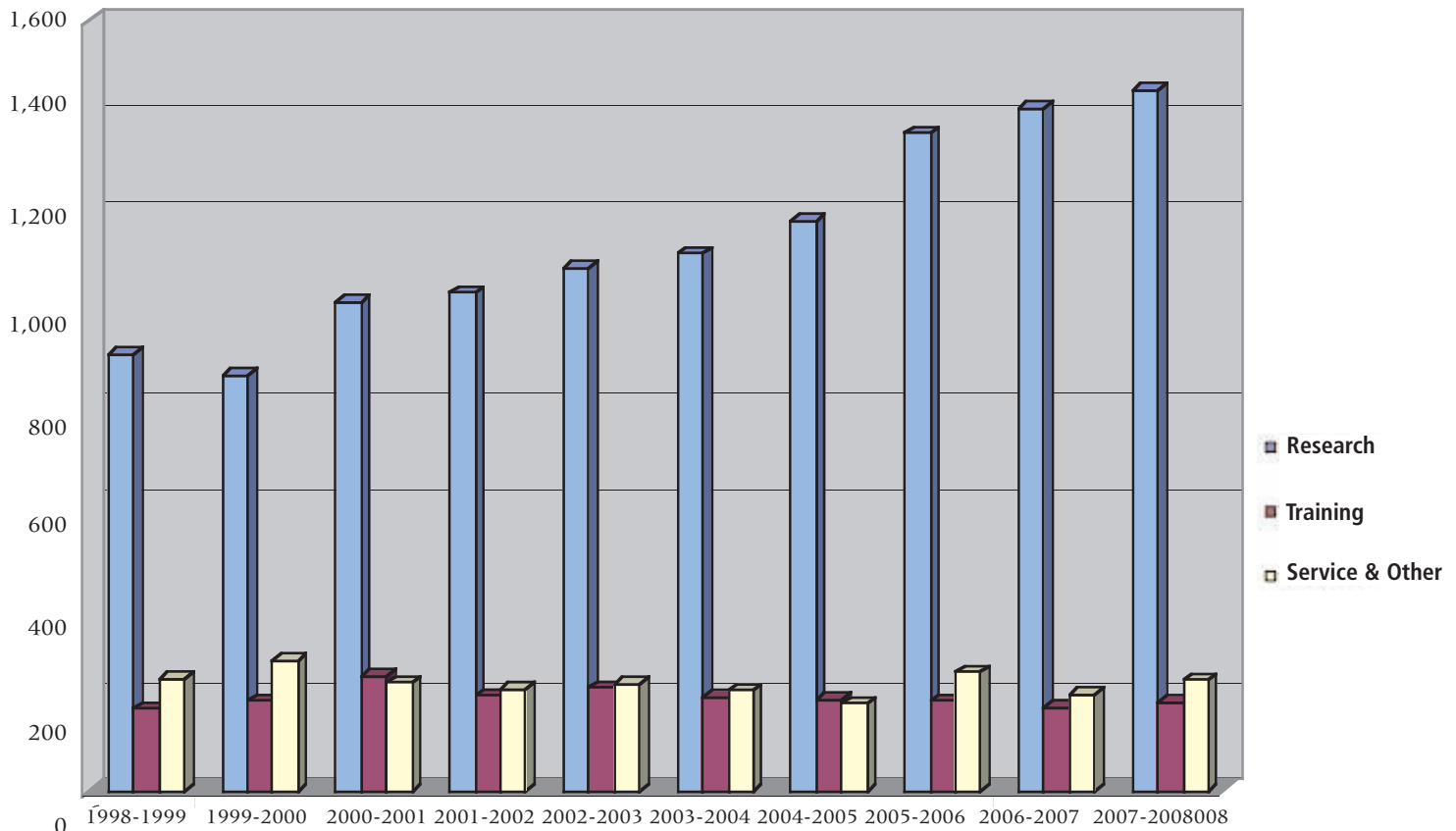
ORGANIZATIONAL UNIT	DIRECT COSTS	FACILITIES AND ADMINISTRATIVE COSTS	TOTAL COSTS
Medicine	\$ 55,072,520	\$ 14,077,859	\$ 69,150,379
Pediatrics	36,613,628	8,961,474	45,575,102
Psychiatry	33,591,633	7,171,823	40,763,456
Cancer Center	31,477,415	7,212,003	38,689,418
Barbara Davis Center	15,262,249	4,810,561	20,072,810
Dean's Office	10,726,586	3,024,334	13,750,920
Pharmacology	9,312,887	4,202,294	13,515,181
Preventative Medicine and Biometrics	8,271,448	1,743,325	10,014,773
Neurology	5,851,511	1,485,768	7,337,279
Family Medicine	4,991,174	1,009,243	6,000,417
Biochemistry and Molecular Genetics	4,518,584	1,314,539	5,833,123
Microbiology	3,862,474	1,691,555	5,554,029
Cellular and Developmental Biology	3,786,456	1,573,084	5,359,540
Pathology	3,692,272	1,573,692	5,265,964
Immunology	3,678,446	1,453,232	5,131,678
Dermatology	3,259,309	1,228,764	4,488,073
Physiology and Biophysics	3,240,279	1,217,342	4,457,621
Colorado Health Outcomes	3,156,872	797,511	3,954,383
Surgery	3,153,744	484,725	3,638,469
Obstetrics and Gynecology	2,778,439	753,720	3,532,159
Anesthesiology	2,899,365	356,275	3,255,640
Physical Medicine and Rehabilitation	2,894,891	315,305	3,210,196
Orthopaedics	2,170,335	153,135	2,323,470
Radiology	1,130,044	384,180	1,514,224
Ophthalmology	1,129,827	208	1,130,035
GRAND TOTALS	\$ 256,522,388	\$ 66,995,951	\$ 323,518,339

ANSCHUTZ MEDICAL CAMPUS

AWARDS BY FUNCTION 10 YEAR COMPARISON

FISCAL YEAR	TOTAL		RESEARCH		TRAINING		SERVICE AND OTHER	
	NUMBER	AMOUNT	NUMBER	AMOUNT	NUMBER	AMOUNT	NUMBER	AMOUNT
1998-1989	1,311	194,969,646	906	149,717,031	171	15,420,458	234	29,832,157
1999-2000	1,321	223,975,194	864	159,158,410	187	16,794,001	270	48,022,783
2000-2001	1,479	260,066,240	1,014	192,916,231	239	20,585,898	226	46,564,111
2001-2002	1,444	294,632,582	1,035	232,254,637	198	21,194,652	211	41,183,293
2002-2003	1,524	286,127,867	1,086	234,833,804	215	24,259,366	223	27,034,697
2003-2004	1,521	299,807,112	1,116	251,219,018	195	23,421,552	210	25,166,542
2004-2005	1,556	332,168,583	1,185	277,269,529	190	28,537,247	181	26,361,807
2005-2006	1,799	349,822,588	1,365	288,758,010	187	17,632,551	247	43,432,027
2006-2007	1,794	343,610,753	1,418	292,855,267	174	19,954,830	202	30,800,656
2007-2008	1,871	353,586,383	1,456	286,082,509	184	19,581,297	231	47,922,577

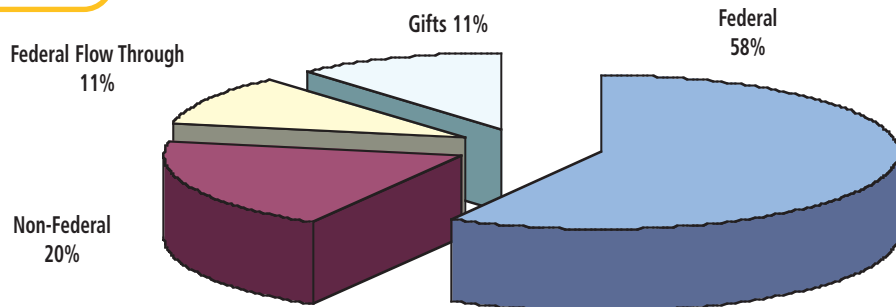
FIGURE 12: AWARDS BY FUNCTION - 10 YEAR COMPARISON



ANSCHUTZ MEDICAL CAMPUS EXPENDITURES BY SPONSOR

SPONSOR	DIRECT COSTS	FACILITIES AND ADMINISTRATIVE COSTS	TOTAL COSTS
FEDERAL			
Department of Health and Human Services (DHHS)			
National Institutes of Health (NIH)	\$ 129,518,343	\$ 44,239,008	\$ 173,757,351
Other	22,353,497	3,894,092	26,247,589
TOTAL DHHS	\$ 151,871,840	\$ 48,133,100	\$ 200,004,940
FEDERAL OTHER THAN DHHS			
Veterans Administration	\$ 4,870,314	\$ -	\$ 4,870,314
Department of Education	2,485,516	245,582	2,731,098
Department of Defense	1,541,728	591,865	2,133,593
National Science Foundation	461,915	182,203	644,218
Department of Justice	277,296	65,128	342,424
Other Federal	365,871	116,456	482,327
TOTAL OTHER FEDERAL	\$ 10,002,640	\$ 1,201,334	\$ 11,203,974
FEDERAL FLOW THROUGH¹			
Hospitals and Universities	\$ 14,173,087	\$ 4,674,744	\$ 18,847,831
Associations and Foundations	8,139,277	2,441,696	10,580,974
State/Local Government	5,918,318	1,049,104	6,967,422
Industry	1,414,738	393,173	1,807,910
TOTAL FEDERAL FLOW THROUGH	\$ 29,645,420	\$ 8,558,717	\$ 38,204,137
TOTAL FEDERAL	\$ 191,519,900	\$ 57,893,151	\$ 249,413,051
NON-FEDERAL			
Gifts From All Donors ³	\$ 41,101,705	\$ -	\$ 41,101,705
State/Local Government	21,140,253	2,360,675	23,500,928
Associations and Foundations and Non-Profit	21,380,654	1,854,846	23,235,500
Industry	17,330,883	3,432,380	20,763,263
International	2,412,101	478,920	2,891,021
Hospitals and Universities	1,490,209	167,327	1,657,536
TOTAL NON-FEDERAL	\$ 104,855,805	\$ 8,294,148	\$ 113,149,953
GRAND TOTALS	\$ 296,375,705	\$ 66,187,299	\$ 362,563,004

FIGURE 13: EXPENDITURES BY SPONSOR



ANSCHUTZ MEDICAL CAMPUS ORGANIZATIONAL UNIT EXPENDITURES

ORGANIZATIONAL UNIT	DIRECT COSTS	FACILITIES AND ADMINISTRATIVE COSTS	OTHER RESTRICTED COSTS	TOTAL COSTS
School of Medicine	\$ 235,394,059	\$ 61,686,554	\$ 38,944,643	\$ 336,025,256
School of Pharmacy	9,233,029	3,009,666	303,267	12,545,962
Office of The Chancellor and Vice Chancellors	5,316,782	180,755	822,863	6,320,400
School of Dental Medicine	3,182,458	1,057,108	726,611	4,966,177
College of Nursing	2,147,673	253,216	304,320	2,705,209
GRAND TOTALS	\$ 255,274,000	\$ 66,187,299	\$ 41,101,705	\$ 362,563,004

ANSCHUTZ MEDICAL CAMPUS SCHOOL OF MEDICINE UNIT EXPENDITURES OVER FOUR MILLION

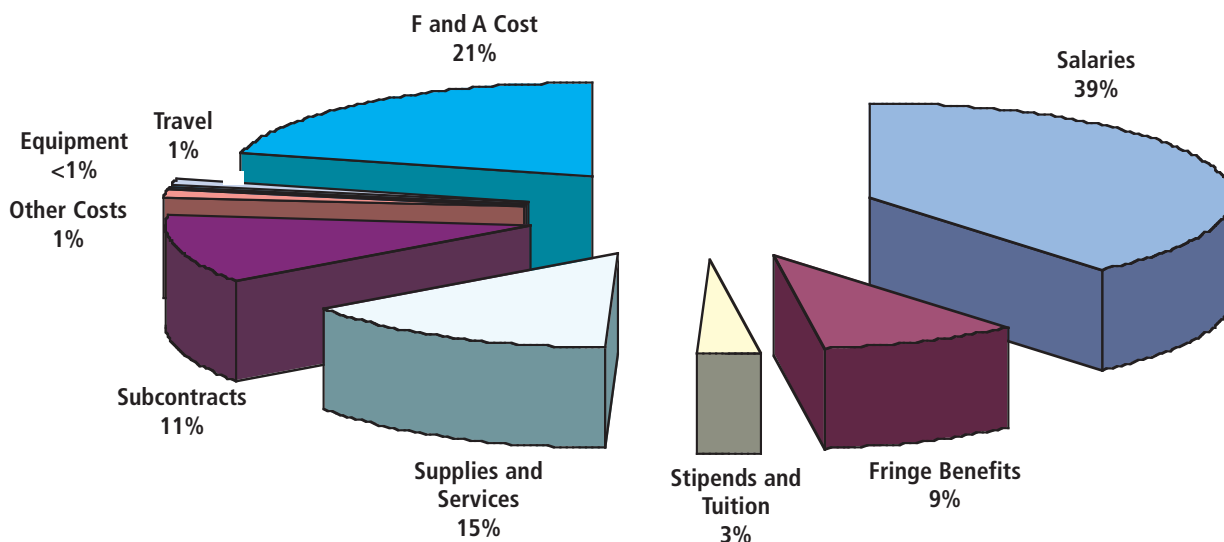
ORGANIZATIONAL UNIT	DIRECT COSTS	FACILITIES AND ADMINISTRATIVE COSTS	OTHER RESTRICTED COSTS	TOTAL COSTS
Medicine	\$ 52,931,579	\$ 14,579,144	\$ 11,245,950	\$ 78,756,673
Pediatrics	35,785,815	8,024,309	3,275,505	47,085,629
Psychiatry	36,135,658	7,636,952	837,352	44,609,962
Cancer Center	25,664,527	6,290,234	2,390,350	34,345,111
Barbara Davis Center	14,474,685	4,273,723	1,892,980	20,641,388
Pharmacology	9,129,835	3,721,599	1,130,690	13,982,124
Dean's School Support	7,750,106	1,961,703	1,546,512	11,258,321
Microbiology	4,964,981	1,989,949	241,416	7,196,346
Pathology	3,512,954	1,428,410	1,616,593	6,557,957
Physiology	3,672,949	1,380,644	1,003,014	6,056,607
Surgery	3,559,497	1,036,645	1,178,468	5,774,610
Biochemistry and Molecular Genetics	3,409,679	1,053,520	1,031,751	5,494,950
Neurology	3,468,481	978,832	431,562	4,878,875
Dermatology	1,983,438	688,739	2,142,552	4,814,729
Cellular and Developmental Biology	3,367,783	1,209,608	167,345	4,744,736
Immunology	3,007,688	952,832	434,006	4,394,526
Family Medicine	3,250,650	861,102	253,050	4,364,802
Physical Medicine and Rehabilitation	3,233,442	401,861	497,142	4,132,445
TOTAL EXPENDITURES OVER FOUR MILLION	\$ 219,303,747	\$ 58,469,806	\$ 31,316,238	\$309,089,791

ANSCHUTZ MEDICAL CAMPUS

SPONSORED PROJECT EXPENDITURES BY COST CATEGORY

COST CATEGORY	TOTAL	PERCENT	FEDERAL	FEDERAL FLOW-THROUGH	NON-FEDERAL
Salaries	\$ 123,350,922	39%	\$ 78,678,142	\$ 17,428,664	\$ 27,244,116
Fringe Benefits	28,741,889	9%	18,144,411	4,192,787	6,404,691
Stipends and Tuition	8,235,530	3%	6,610,750	402,925	1,221,855
Supplies and Services	46,419,864	15%	21,659,092	5,366,507	19,394,265
Subcontracts	36,605,835	11%	29,991,013	1,579,633	5,035,189
Travel	3,929,274	1%	2,689,945	400,585	838,744
Equipment	580,225	0%	395,652	70,703	113,870
Other Costs	3,692,750	1%	3,031,387	203,616	457,747
F and A Costs	66,187,298	21%	49,334,434	8,558,717	8,294,147
TOTAL	\$ 317,743,587	100%	\$ 210,534,826	\$ 38,204,137	\$ 69,004,624

FIGURE 14: EXPENDITURES BY COST CATEGORY



ANSCHUTZ MEDICAL CAMPUS

TOP FIFTY SPONSORED PROGRAM AWARDS

PI	PROJECT TITLE	SPONSOR	AWARD
Ronald Sokol	Colorado Clinical Translational Science Institute	National Center For Research Resources (DHHS)	\$ 14,620,584
Holly Wolf	Colorado Colorectal Screening Program	Colorado Department of Public Health and Environment	\$ 5,599,979
Tim Byers	Colorado Colorectal Screening Program	Colorado Department of Public Health and Environment	\$ 4,999,980
Paul Bunn	Cancer Center Support Grant	National Cancer Institute (DHHS)	\$ 3,569,083
Richard Krugman	Pediatric General Clinical Research Center	National Center For Research Resources (DHHS)	\$ 3,542,011
George Eisenbarth	Benaroya Research Institute/UCDHSC Autoimmune Cooperative Study Group	National Institute of Allergy and Infectious Diseases (DHHS)	\$ 3,453,409
John T. Brewster	Signal Treatment Contract	Signal Behavioral Health Network	\$ 2,854,554
Kurt Stenmark	Lung Vascular Disease In Infants and Children: Mechanisms and Treatment	National Heart Lung and Blood Institute (DHHS)	\$ 2,296,239
Alfred Marcus	Cis Research Consortium (Cisrc): Years 2006-2011	National Cancer Institute (DHHS)	\$ 2,253,781
John T. Brewster	Denver County Community Corrections	City and County of Denver	\$ 2,191,325
Lucy Bradley-Springer	AIDS Education and Training Center	Health Resources and Services Administration (DHHS)	\$ 1,928,138
Robert Freedman	Molecular Neurobiology of Schizophrenia	National Institute of Mental Health (DHHS)	\$ 1,849,291
John T. Brewster	CO Department of Public Safety/Community Corrections for Haven and Peer 1	Seventh Judicial District Community Corrections Board	\$ 1,766,040
Myron Levin	NICHD International Pediatric and Perinatal HIV Studies Network	Westat, Inc	\$ 1,745,000
Marian Rewers	The Environmental Determinants of Diabetes In The Young	University of South Florida	\$ 1,730,450
Arnold Levinson	Tobacco Program Evaluation Group	Colorado Department of Public Health and Environment	\$ 1,544,649
Thomas Henthorn	VAMC Anesthesia Services	Veterans Administration	\$ 1,428,777
Myron Levin	NICHD International Pediatrics and Perinatal HIV Studies Network	Westat, Inc	\$ 1,427,195
John Hutton	UCDHSC Diabetes and Endocrinology Research Center	National Institute of Diabetes and Digestive and Kidney Diseases (DHHS)	\$ 1,356,515
Judy Emery	SSA Colorado Youth Wins	Social Security Administration	\$ 1,346,076
Robert Schrier	Vasopressin and Hypersomolality: Regulation Adaptation	National Institute of Diabetes and Digestive and Kidney Diseases (DHHS)	\$ 1,345,708
Spero Manson	American Indian and Alaska Native Health Disparities	National Center on Minority Health and Health Disparities (DHHS)	\$ 1,316,905
Donald Gilden	Gene Expression in Acute and Chronic Neurologic Disease	National Institute of Neurological Disorders and Stroke (DHHS)	\$ 1,312,107
David West	Developing A Distributed Research Network and Cooperative	Agency for Healthcare Research and Quality (DHHS)	\$ 1,307,680
Vikas Patel	Clinical Study to Evaluate the Safety and Effectiveness of the Aesculap Active-L Artificial Disc in the Treatment of Degenerative Disc Disease	Aesculap Implant Systems	\$ 1,281,525
James Hill	Look Ahead: Action For Health in Diabetics	National Institute of Diabetes and Digestive and Kidney Disease (DHHS)	\$ 1,240,748
Richard Krugman	General Clinical Research Center	National Center for Research Resources (DHHS)	\$ 1,210,875
Thomas Campbell	Colorado Aids Clinical Trials Unit	National Institute of Allergy and Infectious Diseases (DHHS)	\$ 1,172,456
Lee Newman	Mountain and Plains Education and Research Center	Centers for Disease Control (DHHS)	\$ 1,147,000

ANSCHUTZ MEDICAL CAMPUS

TOP FIFTY SPONSORED PROGRAM AWARDS

PI	PROJECT TITLE	SPONSOR	AWARD
James Hill	Colorado Clinical Nutrition Research Unit	National Institute of Diabetes and Digestive and Kidney Disease (DHHS)	\$ 1,080,202
Fredrick Hetzel	Photodynamic Therapy: Basic Science Studies	National Cancer Institute (DHHS)	\$ 1,078,951
Wells Messersmith	Phase I Multiple Ascending Dose (mad) Study of R4733 Administered Orally In Patients With Refractory Metastatic Or Locally Advanced Solid Tumors	Hoffman Laroche	\$ 1,065,936
Margaret Neville	Functional Development of the Mammary Gland	National Institute of Child Health and Human Development (DHHS)	\$ 1,037,364
Brian Freed	National Cord Blood Inventory	Health Resources and Services Administration (DHHS)	\$ 1,000,196
Paul Spicer	National Center for American Indian/Alaska Native Head Start Research	Administration For Children and Families (DHHS)	\$ 999,913
Arthur Davidson	Connecting Colorado Communities Health Information Collaborative	Agency For Healthcare Research and Quality (DHHS)	\$ 999,771
Peter Gottlieb	Trialnet: Diabetes Type 1 Prevention	National Institute of Diabetes and Digestive and Kidney Diseases (DHHS)	\$ 993,520
Frank Accurso	Clinical Proteomics Center in Lung Disease	National Heart Lung and Blood Institute (DHHS)	\$ 981,007
John Hutton	Autoantigen-Directed Immunoprevention of Type 1 Diabetes in Man	Juvenile Diabetes Foundation	\$ 973,354
Chad Morris	Phase IIIB 12-Week Study Evaluating The Safety and Efficacy of Varenicline Tartrate for Smoking Cessation In Subjects With Schizophrenia/Schizoaffective Disorder	Pfizer Pharmaceuticals, Inc.	\$ 911,973
Karl Pfenninger	Mrdd Research Center	National Institute of Child Health and Human Development (DHHS)	\$ 909,201
Boris Tabakoff	Gene Array Technology Center for Alcohol Research; The R-Gap	National Institute on Alcohol Abuse and Alcoholism (DHHS)	\$ 894,822
Gail Eckhardt	Development of Individualized Therapy for Igf-1R Inhibition In Advanced Crc	American Association for Cancer Research	\$ 890,000
Lia Gore	An Open-Label Phase I Study of Rhumab Igrf In Patients with Advanced Solid Tumors for Which Standard Therapy Either Does Not Exist Or Has Proven Ineffective or Intolerable	Genentech Incorporated	\$ 876,895
Myron Levin	HIV Program For Children, Youth, Women, and Families	Health Resources and Services Administration (DHHS)	\$ 876,419
Cathy Bodine	Rerc For The Advancement of Cognitive Disabilities	Department of Education	\$ 850,000
Spero Manson	Special Diabetes Program For Indians: Promoting Organizational Effectiveness	Centers for Disease Control (DHHS)	\$ 850,000
Marian Rewers	Natural History of Pre-Diabetic Autoimmunity	National Institute of Diabetes and Digestive and Kidney Diseases (DHHS)	\$ 843,037
Dennis Roop	Inducible Mouse Models for Skin and Head and Neck Cancer	National Cancer Institute (DHHS)	\$ 836,418
David Crawford	Prostate Lung Colorectal and Ovarian (PLCO) Cancer Screening Trial	National Cancer Institute (DHHS)	\$ 826,140

ANSCHUTZ MEDICAL CAMPUS

APPLICATIONS AND PROPOSALS SUBMITTED FOR SPONSORED PROGRAM FUNDING 10 YEAR COMPARISON

FISCAL YEAR	TOTAL		RESEARCH		TRAINING		SERVICE AND OTHER	
	NUMBER	AMOUNT	NUMBER	AMOUNT	NUMBER	AMOUNT	NUMBER	AMOUNT
1998-1999	1,862	360,719,822	1,355	266,287,555	264	27,653,912	243	66,778,355
1999-2000	2,062	370,358,486	1,424	293,789,329	312	28,181,206	326	48,387,951
2000-2001	2,025	446,403,290	1,491	346,097,580	305	33,561,601	229	66,744,109
2001-2002	2,224	467,077,273	1,670	394,269,835	296	30,822,386	258	41,985,052
2002-2003	2,442	481,301,721	1,861	408,901,179	335	38,525,285	246	33,875,257
2003-2004	2,640	518,693,231	2,046	454,310,945	325	33,033,160	269	31,349,126
2004-2005	2,716	553,055,483	2,208	494,309,857	273	30,123,447	235	28,622,179
2005-2006	3,269	620,352,528	2,596	536,333,109	339	31,761,635	334	52,257,784
2006-2007	3,084	620,974,439	2,499	517,327,889	288	50,544,590	297	53,101,960
2007-2008	2,755	556,259,923	2,209	482,634,903	277	27,235,794	269	46,389,226

FIGURE 15: DOLLAR VALUE OF SUBMITTED PROPOSALS

